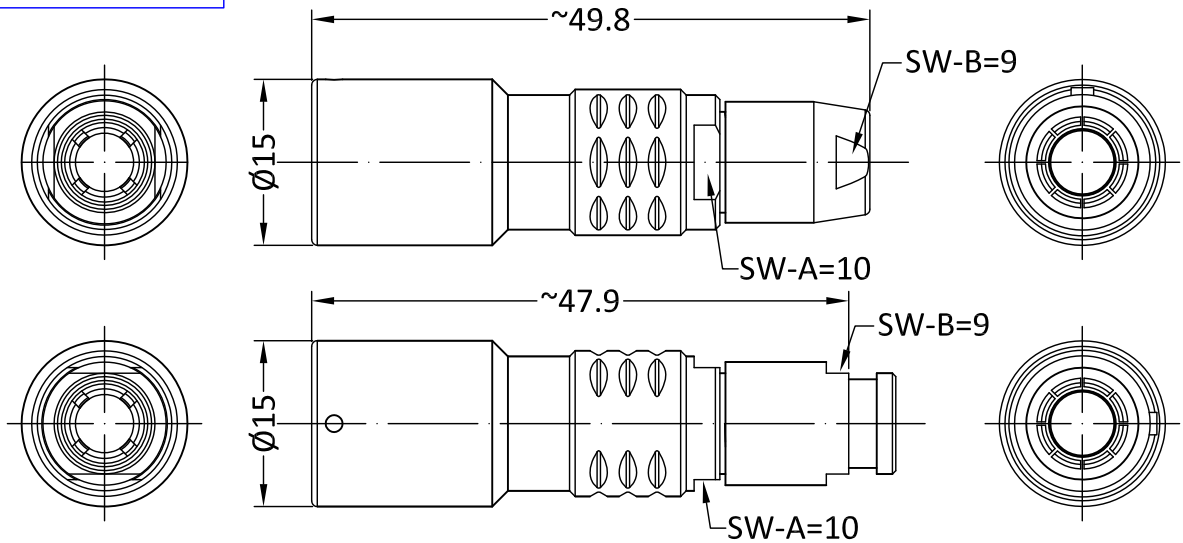


2D REFERENCE SIZE(UNIT:mm)



- Housing Material: Brass pearled chrome
- Insulator Material: PPS
- Contact Material: Copper alloy
- Mating cycle: 5000 times(IEC 60512 test 9a)
- IP Rating: IP68。(IEC 60529)
- Humidity (max): <=95%[at 60℃]
- Temp (min/max): -55℃~+125℃(GB/T2423.3)
- Vibration: 10-2000Hz, 15g(IEC 60512-4 test 6d)
- Shock Resistance: 100g, 6ms(IEC 60512-4 test 6c)
- Salt Spray Corrosion: >96h(IEC 60512-6 test 11f)



Images is for illustrative purpose only

### PART NUMBERING SYSTEM:

FREE SOCKET

MODEL

KEY:  
G=0°; A=30°;  
B=60°; C=90°; ...

SERIES

CONTACTS:3=MULTICORE;  
16=16PINS (2~16PINS OPTIONAL)

HOUSING:  
C=BRASS PEARLED CHROME;  
K=BRASS PLATED BLACK CHROME;  
T=ALUMINIUM ALLOY PLATED NICKEL

INSULATOR:  
P=PPS;K=PEEK;

SHG.1K316.CPLC.\*\*.\*

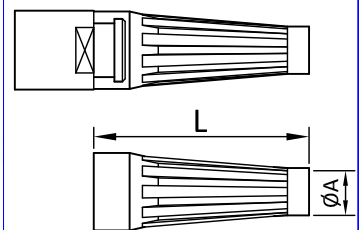
VARIABLE PARAMETER:  
M=OVERMOLDING;  
EMPTY=COLLET NUT  
WITHOUT BEND RELIEF

COLOR FOR BEND RELIEF:  
G=GREY;B=BLUE;W=WHITE;  
L=BLACK;R=RED;Y=YELLOW;  
M=BROWN;O=ORANGE;V=GREEN

CABLE:  
32=(CABLEØ2.6mm-3.1mm);  
42=(CABLEØ3.2mm-4.1mm);  
52=(CABLEØ4.2mm-5.1mm);  
62=(CABLEØ5.2mm-6.1mm);  
70=(CABLEØ6.2mm-7.0mm);

C: CABLE COLLET












CONTACTS TYPE:  
A=MALE SOLDER ;L:FEMALE SOLDER;  
D=PCB-MALE ;N=PCB-FEMALE;V=PCB- FEMALE ELBOW



SIZE(mm)

BEND RELIEF	L	CABLEØ	
		Max	Min
3.0	30	3.1	2.6
4.0	30	4.1	3.2
5.0	30	5.1	4.2
6.0	30	6.1	5.2
7.0	30	7.0	6.2

\*=Customers can choose the model according to their own needs

P/N	CORE	TYPE	PIN DIA (mm)	WORK VOLTAGE (KV rms)		RATED CURRENT (A)	CONTACT RESISTANCE (mΩ)	CABLE (AWG)	
				CONTACTS-CONTACTS	CONTACTS-SHELL			min.	max.
SHG.1K302.CPLC.***	2		1.3	1.5	1.35	15	5	26	18
SHG.1K303.CPLC.***	3		1.3	1.3	1.55	12	5	26	18
SHG.1K304.CPLC.***	4		0.9	1.35	1.45	10	6	32	20
SHG.1K305.CPLC.***	5		0.9	1.25	1.15	9	6	32	20
SHG.1K306.CPLC.***	6		0.7	1.05	1.2	7	7.5	32	22
SHG.1K307.CPLC.***	7		0.7	0.95	1.05	7	7.5	32	22
SHG.1K308.CPLC.***	8		0.7	0.95	1.15	5	7.5	32	22
SHG.1K310.CPLC.***	10		0.5	0.9	1.25	2.5	10	32	28
SHG.1K312.CPLC.***	12		0.5	0.9	1.2	2.5	10	32	28
SHG.1K314.CPLC.***	14		0.5	0.8	1.2	2	10	32	28
SHG.1K316.CPLC.***	16		0.5	0.8	1.2	2	10	32	28

\*=Customers can choose the model according to their own needs